

SHOW RULES
OF
THE SOUTH AFRICAN MINIATURE HORSE
BREEDERS SOCIETY



ISSUED BY THE S.A. MINIATURE HORSE BREEDERS. SOCIETY

Office: S.A. Miniature Horse Breeders. Society

P.O. 1210

Derdepark 0035

Email – saminiature@gmail.com

(Consolidated edition April 2019)

Edited November 2023

INDEX

1. GENERAL SHOW RULES.
2. HEIGHT VERIFICATION
3. SHOW ORGANISER
4. SHOW OFFICIALS
5. RULES REGARDING JUDGES
6. DRUGS AND ARTIFICIAL APPLIANCES AND IRRITANTS
7. RING PROCEDURE
8. PROTEST PROCEDURE
9. BREED STANDARDS AND RULES
10. SHOW DISQUALIFICATIONS
11. HALTER CLASS: GENERAL RULES
12. REGIONAL SHOWS.
13. YELLOW CARDS; GENERAL RULES
14. RIDING CLASSES – LEAD REIN
15. DRIVING CLASSES. RULES, CLASSES, GUIDELINES AND DESCRIPTIONS
 - 15.1 GENERAL DRIVING RULES.
 - 15.2 PARTICIPANT AGE RULES
 - 15.3 OBSTACLE DRIVING.
 - 15.4 PRESENTATION DRIVING
 - 15.5 OPEN DRIVING
 - 15.6 JUNIOR DRIVING
 - 15.7 CHILDRENS DRIVING
 - 15.8 LADIES DRIVING.
 - 15.9 LONG REINING.
 - 15.10 DRIVING TACK
 - 15.11 GRIEVANCE PROCEDURE
16. IN HAND JUMPING RULES.
 - 16.1 DRESS CODE
 - 16.2 COURSES
 - 16.3 GENERAL JUMPING RULES
 - 16.4 HORSES.
 - 16.5 JUMPS.
 - 16.6 JUMPERS.
 - 16.7 JUMP OFFS
 - 16.8 SCORING.
 - 16.9 ELIMINATION.
 - 16.10 HEIGHT RECORDS.
 - 16.11 DECISIONS AND OBJECTIONS.
17. RULES FOR OBSTACLE CLASSES
 - 17.1 GENERAL OBSTACLE RULES.
 - 17.2 RULES FOR OBSTACLES.
 - 17.3 RULES FOR HORSES ENTERING CLASSES.
 - 17.4 PARTICIPANT AGE RULES
 - 17.5 DRESS RULES.
 - 17.6 JUDGING RULES.
 - 17.7 GRADING RULES.

- 17.8 ALLOCATION OF POINTS.
- 17.9 REFUSALS / DISOBEDIENCES.
- 17.10 TIME
- 17.11 DISPUTES.
- 17.12 SCORING SHEET
- 18. SHOW YOUR HORSE
 - 18.1 RULES
 - 18.2 SCORING SHEET
- 19. GUIDELINES ON ELIMINATIONS
 - 19.1 DRUGS, ARTIFICIAL AIDS AND IRRITANTS
 - 19.2 SHOW DISQUALIFICATIONS
 - 19.3 DRIVING CLASSES
 - 19.4 HORSES
 - 19.5 JUMPING CLASSES
 - 19.6 UTILITY CLASSES

1 GENERAL SHOW RULES

All shows take place under the patronage of the society.

- 1.1 Only **registered & recorded** horses belonging to paid up members of the society may participate in shows under the auspices of the Society unless otherwise stated authorised and also in open classes.
 - 1.1.1 Pending horses under 12 months may compete.
 - 1.1.2 Show members may compete in all classes. Temporary membership may be taken out at of R220.00 / horse. Temporary members may show in all classes other than Breeding classes or as determined by the board from time to time.
- 1.3 All show entries must be completed in full and sent to the office or the show convener for control purposes.
- 1.4 At least two hours before the commencement of a class, the name of the handler must be given to the show organiser.
- 1.5 No horse may be shown before a judge that has been sold by said judge or by his/her employee/employer or member of his family within a period of 90 days prior to the show.
- 1.6 No family member of a judge may show under that judge.
- 1.7 No horse may be shown before a judge that has been trained by the judge within the period of 90 days prior to the show.
- 1.8 No one shall approach a judge with regard to a decision unless he/she first obtains permission from the show committee, who shall arrange an appointment with the judge at a proper time and place. (See Sec. 8)
- 1.9 The judge must, where possible, be available for questions of participants after the show.
- 1.10 The Board will annually appoint a show committee of undetermined size but consisting of at least two people who will be the authorised representative of the Board at shows. This show committee will appoint a chairman of the show committee. Only the chairperson of the show committee, who is also the authorised representative of the Board, may communicate on behalf of the show committee with the judge/s and show organiser before or during a show.
- 1.11 Every exhibitor is responsible for the inoculation of his/her horses that participate in the show. The Society and show organiser will accept no responsibility for any inoculations. No miniature horse shall be permitted entry onto the show grounds unless they are accompanied by a valid passport.
- 1.12 Stables will be allocated, where possible, nearest to the show ring to the person/persons that entered the most horses.
- 1.13 No show rule will be changed without the necessary discussion and approval of the council and all persons concerned. Judges will be notified accordingly.
- 1.14 Champion of Champions Point Allocation :
 - a. In any show where 25 or more horses are entered, a champion will be allocated 5 points and a reserve champion 3 points.
 - b. In any show where less than 25 horses are entered, a champion will be allocated 2,5 points and a reserve champion 1,5 points.
 - c. Double points to be allocated at a National Championships show, thus a champion will be allocated 10 points and a reserve champion 6 points.

2. HEIGHT VERIFICATION

- 2.1 Under 12 months foals may **not exceed** 84 cm.
- 2.2 12 to 24 months, foals may **not exceed** 90cm.
- 2.3 24 to 36 months, horses may **not exceed** 95cm.
- 2.4 Above 36 months horses may **not exceed** 95cm. Base mares and geldings may **not exceed** 100 cm.
- 2.5 The show age of a horse is his actual age on the first day of the show.
- 2.6 At the National Championship a competent official assigned by the show committee and witnessed by a board member or inspector must measure horses younger than 60 months. Horses 60 months or older whose inspections are up to date, need not be measured. Older horses whose inspection is still outstanding must also be measured. The measuring of horses will take place at a time and place that was allocated beforehand by the show committee. The horse's height must be verified on a hard, level surface, preferably concrete or paving. The measuring device will be an acceptable device approved by the board. The results will be recorded by the board member next to a list of participating horses as supplied to him by the show committee. These results will immediately be handed to the show organiser and problem cases will be pointed out. The show committee in the presence of the exhibitor will immediately attend to such cases. The show organiser is responsible for the list of horses entered in the show by the breeders.
- 2.7 Measuring Method:
The height of the horse will be verified by measuring the vertical distance from the highest point of the withers to the ground with the front two legs vertical and in line or parallel to the measuring device. The horse is not allowed to stretch. The horse's head and neck have to be in a natural position. Unless the exhibitor accepts the first measurement obtained, each horse shall be measured one time from each side, and one additional measurement, to consist of a total of three. The average of the three measurements will be accepted as the horse's show height. No height allowance will be made for excessive hoof growth. Other horses may not be measured until a final measurement is obtained on each horse. The same place and device must be used for all horses at one show.

3 SHOW ORGANISER

- 3.1 The show organiser / convenor will accept no additional entries for breeding classes after the closing date without the approval of executive committee.
- 3.2 The show organiser will see that the judge(s) of the particular show receive a copy of the official show rules, breed standards and a schedule of classes, sent by certified mail or by email at least two weeks prior to the show date.
- 3.3 The show organiser will send original signed judge's placing cards, a copy of show results and all entry forms to the office of the society for permanent safe keeping. This is only for the National Championship.
- 3.4 The Board will appoint approved and qualified judges.
- 3.5 Replacements of entries will not be allowed by show organiser with 3 weeks or less before the show for horses sold or deceased without the approval of the executive committee.

4 SHOW OFFICIALS

- 4.1 The show organiser must provide adequate and competent ring stewards to manage the arena and assist the judge(s). The Ring Stewards must help the Judge, not advise him. He/she will carefully refrain from discussing or seeming to discuss the horses or exhibitors with the Judge.
- 4.2 The Ring Steward will act as mediator between the judge and the exhibitors. The Judge will request the ring steward to move and place horses as he/she advises. The Ring Steward will allow adequate space between competing horses to facilitate good judging and safety.
- 4.3 A Gate marshal may also be appointed. The gate marshal will ensure that horses are lined up and ready for the next class and determine when the gate closes unless over ruled by the Judge.

5 REGULATIONS GOVERNING JUDGES

- 5.1 Good judging depends upon a correct observance of the fine points and the selection of the best horses for the purpose as required by the conditions of the class. A judge serves three interests: his/her own conscience, exhibitors and spectators. He/she should make it clear that the best horse will win. No attention must be given to the handler.
Miniature horses are bred in many different types. It is very important that the judge is not biased to a miniature horse that represents the judge's background. The judge must place the horses as to the best horse of all types that are exhibited before him. **(See paragraph 9 and 11.4)**
- 5.2 Grounds for removal of a judge from the approved list will include, but not be limited to the following:
 - failure to comply with the rules and regulations of the society.
- 5.3 A judge is required to acquaint himself with the official rules and regulations of the Society. Judges will be suitably attired to appear before an audience.
- 5.4 A Judge will not visit the horse stable area, nor speak with owners, trainers and exhibitors prior to judging. He/she must not see or discuss any horse entered for the show with anybody before or during the show.
- 5.5 At shows where only one judge officiates, placings may be discussed by the judge with the audience after judging of the class.
- 5.6 Every championship must be judged as a new class

6 DRUGS, ARTIFICIAL AIDS AND IRRITANTS

- 6.1 The use of stimulants or depressants or any drug affecting the showing of a horse is strictly forbidden. The exception is medication necessary for treatment of an illness or injury.
- 6.2 Any horse showing evidence of the use of ginger or other irritants shall be disqualified.
- 6.3 No false or artificial tails or manes or other apparatus may be used and will result in disqualification of the horse.
- 6.4 No horse having had surgery for purely cosmetic purposes will be permitted to show.
- 6.5 In breeding classes no ribbons, glitter or any decorations are allowed.

- 6.6 Plaiting of tail, mane and forelock are optional. The tail may also be pulled. The judge may request that the tail be pulled away so hindquarters are better visible if so desired.
- 6.7 The mane may be thinned out and clipped open for a halter path.
- 6.8 Horses should optionally be clipped. If the horse is not completely clipped, then the hair around the pasterns must be trimmed and ears should be clipped open or trimmed as well.
- 6.9 Horses are to be shown in an acceptable show halter. No stable halters may be used in showing classes. Horses should always be under control of the handler.
- 6.10 Hooves must be short and neat. Hooves may be sand papered and/ or blackened with polish. White hooves may be varnished.
- 6.11 Nobody is allowed to change or hide the natural colour of the horse's body and/or legs. The natural colour of the horse's mane and tail may however be brightened.

7 RING PROCEDURE

7.1 DRESS

- 7.1.1 All exhibitors must be dressed in neat trousers or skirt with matching jacket or waistcoat. A hat and gloves are compulsory.
- 7.1.2 Showing cane optional in all showing classes
- 7.1.3 For driving classes hats and gloves are compulsory.
- 7.2 Under no circumstances may a horse be left in the arena unattended.
 - 7.2.1 No foals are allowed to run loose in the arena while the mother, dam of the foal, is being judged. All foals inside the arena must be either held in the arms of a handler or be led around in a halter by a second handler while the mother is being judged. The handler must make sure that the foal does not disturb any of the other exhibitors or their horses and that the foal does not increase the difficulty of anybody showing their horses.
- 7.3 Any horses that leave the arena after the gate is closed will be disqualified. Exception may be when this happens through no fault of the handler, then the judge may give permission for the horse to re-enter the arena for further judging. Only by the discretion of the judge.
- 7.4 Names of horses being exhibited will not be made known to the judges prior to the show.
- 7.5 Exhibitors will be issued a number for each horse entered to be displayed on the back of the handler or on the back of the driven cart. This number is valid for that particular horse for the whole duration of the show. Numbers are issued after receiving a deposit that will be forfeited if the number is lost or damaged.
- 7.6 Conduct or coaching (inside or outside or arena) designed to distract a horse or otherwise interfere with the showing of an exhibitor's horse will not be tolerated. Offenders will be asked to leave the arena.
- 7.7 Any other horse equipment or items should be at least five metres away from the arena.
- 7.8 Any horse that proves to be unmanageable will be asked to leave the arena.
- 7.9 Abuse, cruelty or inhumane treatment of any horse in the show ring or in the stable area will not be tolerated. Offenders will be barred for the duration of the show.
- 7.10 The conduct by an exhibitor, handler or owner or any immediate family member of an unsportsmanlike nature, will lead to disqualification from the show. Offenders

should be reported immediately to the show management by the judge, steward or show member.

- 7.11 Nobody will be allowed to enter the arena until the completion of the previous class, including presentation of all awards.
- 7.12 Exhibitors must be punctual. The judges may use his discretion if a valid problem occurs. After the gate is closed, latecomers will not be allowed to enter.
- 7.13 No exhibitor or spectator may try to communicate with the judge in an attempt to influence his decision.
- 7.14 Recurrence of transgression may lead to disciplinary measures as stipulated in the constitution.

8 PROTEST / GRIEVANCE PROCEDURE

- 8.1 No breeder or exhibitor may lay a protest against the judge by word of mouth or in writing.
- 8.2 When a breeder (legal entity of the stud) has protest against the judge/s with distinct facts and merits, he will be allowed to put his objections in writing, accompanied by a R500 deposit, to be handed in within one hour after the ending of the show to the show organiser or any council member present. The deposit will be forfeited if the appeal is unsuccessful.
- 8.3 Protests shall be adjudicated by the Board or Show Organiser and committee. The case will be handled at the next council meeting and the decision of the Board will be final.
- 8.4 Poor conduct of breeders against judges or other breeders is punishable with R2000 or/and suspension according to the constitution. (par 8.2)

9 BREED STANDARD AND RULES

A Breed Standard is the Standard of perfection we strive for in an ideal Miniature horse.

BREED OBJECTIVE; To produce the smallest possible perfect miniaturised horse with no specific breed or type of horse to be the emphasis.

- 9.1 **GENERAL IMPRESSION :** The South African Miniature Horse is a striking, small, well balanced horse that if all reference to size were eliminated, would have the same conformational proportions of other full sized light breeds. The mares demonstrate refinement and feminine qualities. The mature stallions show boldness and masculinity. The general impression is to be a balanced individual regardless of size with symmetry, strength, agility and alertness. Movement is strong, natural and athletic. In motion the horse will exude athleticism as demonstrated by suppleness of the shoulders extending into forearm and knees, while engaging the hindquarters, with fluid articulation of hocks. In judging, all things being equal, preference must be given to the smaller horse, but never compromising correct breed type, overall construction and soundness for size alone.

TEMPERAMENT; Temperament is reflected in its personality and behaviour. The South African Miniature Horse is intelligent, curious, gentle, sensible, willing to cooperate and easy to train.

SIZE; Measured at the highest point of the wither, a mature horse (4 years or older) must not exceed 95 cm if it is a Mare and 90 cm if it is a Stallion. Horses younger than 2 years old and Geldings are to comply with the height requirements as set out in the show rules.

COLOUR; Any coat colour, markings, pattern, eye colour are equally acceptable in SA Miniature horses.

HEAD; The head is eye catching, triangular in shape and comparatively small in proportion to the length of neck and body. The overall image of the head should be refined with distinct features and quality, yet reflecting its gender. The forehead is broad with large, expressive, prominent eyes. The eyes are set well apart and are placed approximately 1/3 the distance from the poll to muzzle. The distance between the muzzle and eyes is comparatively short. A profile may be straight or slightly dished below the eyes, blending into large nostrils on a small, refined muzzle.

BITE; when viewed from the side, the meeting point of the centre incisor teeth should be equal and even. A slight deviation, no more than the width of one tooth's surface is permissible without fault in mares and half a tooth in stallions. The accuracy of the bite may vary according to age. As the premolars and molars move into location, the alignment of the jaw could vary during this process. Bundling of teeth, if not severe, is permitted provided it does not alter the bite.

EARS; The ears are set well apart on top of the head and carried alertly. They are medium in size and length, well-shaped with pointed tips curving slightly inward, in proportion to head size with attentive mobility.

NECK; The neck is set on the top of a well-angulated shoulder, departing well above the point of the shoulder and blending into the withers, giving the impression of the neck sitting on top of the withers rather than in front of them. The slender neck is slightly arched forming a gentle *convex* curve from behind the poll into the withers. Its length is in proportion to body with the top line of the neck being considerably longer than the bottom line of the neck. Length of the neck should be in proportion to size of the horse. Throat latch area should be clean and fine with sufficient space for the windpipe & gullet (never coarse), allowing flexion at the poll and normal respiration.

SHOULDERS; The shoulders are clearly defined as it has a long, sloping, well angulated (45-50 degrees), allowing for a free swinging stride and alert, up-headed/neck carriage.

THE FOREQUARTERS; Limbs should be fine boned with well-muscled forearms. Forelegs should be placed under the shoulders (plum line front/perpendicular). The pasterns & hooves should ideally slope to about 45°.

BODY; The top line of the body starting at the withers has a short back, close coupling, broad loins, which flows into a deep flank and well sprung ribs. The top line

flows from the back and coupling into a long, slightly rounded, well-muscled croup and is smoothly rounding at the hip. The tail is well set. The underline of the body should be long but not tucked up at the flank. At maturity, the top of the hip must not be higher than the withers. The chest is medium width, with defined muscular development, and sufficient depth. The length of the foreleg should be at least longer than the depth of the body. The length of the body should be equal to each of the forequarter and hind quarter, each making up approximately a third of the horses' length.

THE HINDQUARTERS; Well coupled with strong loins, and well-rounded quarters, and well-muscled thighs & gaskins. Fine boned cannon bones & pasterns. Hocks and rear cannons should be parallel when seen from behind. (NO COW HOCKS, BOWED HOCKS). The tail is placed high, well carried and gay.

LEGS; The legs appear longer than the body is deep, yet proportional in the mature horse. The legs possess an appearance of over-all substance with refinement. Legs are structurally correct and parallel when viewed from the front and back with hooves pointing directly ahead. The pasterns have sufficient length and angulations to provide a light, springy-stride. The front legs possess a well-muscled forearm, relatively long in proportion to a short cannon. Front pasterns slope 45 to 48 degrees and blend smoothly with no change of angle from the pastern to the ground. The rear leg structure must demonstrate correct angulations and proper flexion of the hocks for athletic movement; have the stifle placed well forward and low in the flank area with thighs and gaskins well-muscled. The gaskin is relatively long in relation to the cannon. The rear cannons are perpendicular to the ground when points of hocks and buttocks are in the same vertical lines. Rear-pasterns slope 40 to 50 degrees and blend smoothly with no change of angle from the hooves to the ground. The hooves are trimmed to a practical length and have sufficient toe length and angle with spread of the heels for the size and proportions of the animal. Hooves should not be boxy and front hooves are more rounded than the rear hooves which are narrower and more pointed.

BALANCE; There should be balance and proportionality between the hindquarter, body and forequarter and between the length of leg and depth of body. The length of neck and size of head should match the rest of the horses' proportions creating an overall impression of balance, functionality and matched proportions.

MOVEMENT; Free flowing light & true (straight) movement with good reach rhythm and impulsion. The walk is a natural free flowing, four beat gait with length of stride proportional to the height and length of leg. The trot is a natural forward, free flowing two beat diagonal gait where the knee and hock are synchronized in their elevated, flexed and extension movement. When viewed at a walk and trot from the front, the horse will replicate the structural correctness of its stance. Knees and hocks well flexed but not hackneyed. The Miniature horse is agile & active but must not move close or wide behind.

The horse's conformation allows them to trot willingly and freely at liberty or when pulling a pleasure cart.


COAT:- Well-groomed and presented, with ample mane & tail and with fine hair quality. Clipping the horse is optional; however, the concept of a horse show is to present the horse in its best possible impression. Therefore, trimming is acceptable. Applying artificial coloring is to be discouraged.

TYPE; SA Miniature horses are found primarily in two Types with both types resembling light horse Breeds. A Pleasure horse type that has more refinement and a lighter conformation and a working horse type that has stronger muscling and heavier bone. Skeletal structure dictates size, type, balance, and function. Neither of these types takes preference over the other provided they are equally compliant with the breed standard and have sound conformation. Horses with strong Pony characteristics and features are not compliant with the modern Breed Standard.

JUVENILE CONSIDERATIONS; The body of the junior (below 4 years of age) horse demonstrates stretch and frame to be filled in with muscling appropriate for its age. A mature adult look is not desirable.

DISQUALIFYING FAULTS:- Mono cryptorchidism & cryptorchidism (one or no testicles) at 4 years or older. Over or under bite that exceeds one width of the surface of an incisor. Dwarfism and dwarf characteristics and traits are a disqualifying physical condition. A horse carrying of dwarf genes, while undesirable, is not a disqualifying fault.

See diagram of correctly proportioned miniature horse.



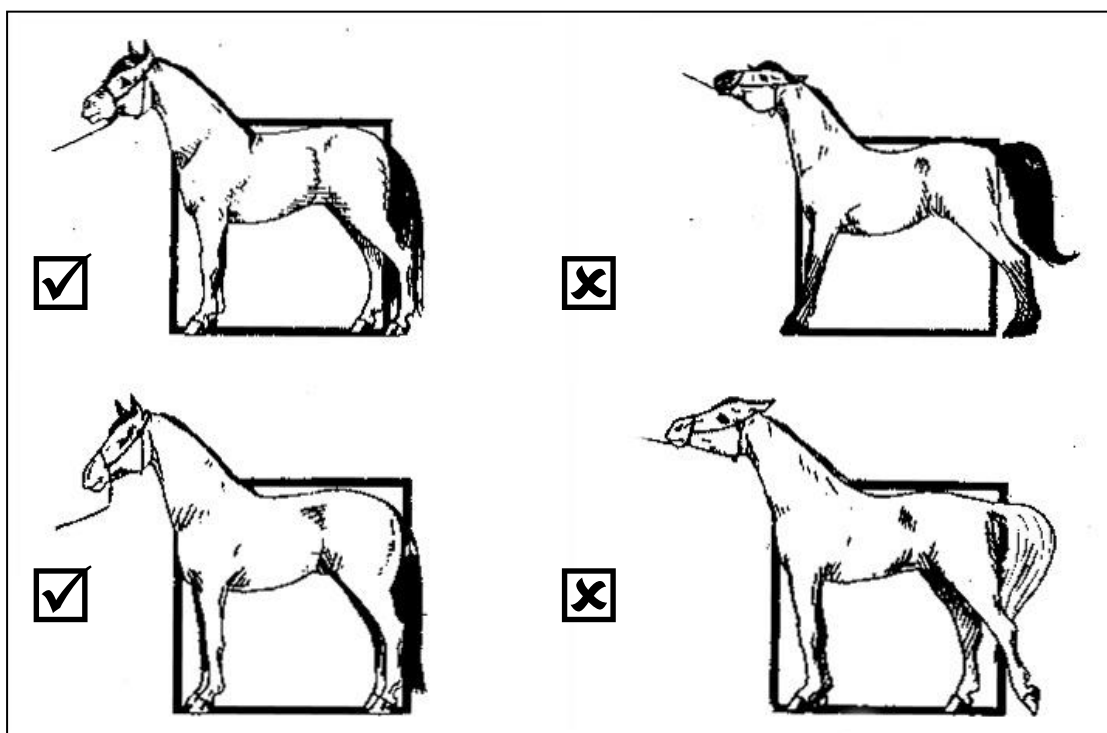
10 **SHOW DISQUALIFICATIONS**

- 10.1 Inheritable deformity: If in doubt, the show judge may request the opinion of the show veterinarian. Injuries, which are temporary, should not be penalized unless they impair the general appearance and/or action of the horse.
- 10.2 Stallions older than three years should have both testicles descended.
- 10.3 Height restrictions:
- Under 12 months any foal may **not exceed** 84 cm.
 - 12 to 24 months, any foal may **not exceed** 90cm.
 - 24 to 36 months, horses may **not exceed** 95cm.
 - Above 36 months horses **may not exceed** 95 cm.
 - Base mares and geldings **may not exceed** 100 cm.
- 10.4 Overshot/Undershot: Stallions may be ½ the thickness of a tooth over- or undershot and mares may be the thickness of a tooth over- or undershot. Judges **MAY** check the teeth of all horses at shows except that of geldings.
- 10.5 Eliminations :
- 10.5.1 If, in the opinion of the judge, a horse behaves in an unruly or dangerous manner or displays continued disobedience, he/she is entitled to eliminate the horse from the competition.
- 10.5.2 A horse leaving the arena, without the permission of the judge/s will be eliminated.
- 10.5.3 Horses, deemed to be unfit for competition by the Ground Jury, will be eliminated.
- 10.6 Misuse of the Whip / Showing Cane :

- 10.6.1 Excessive use of the hands or leading rein in addition to/ or instead of the whip is prohibited
- 10.6.2 The whip, hands or lead rein cannot be used to vent a handler's temper. Such use is always excessive.
- 10.6.3 The use of a whip, hands or reins on a horse's head is not allowed at all.
- 10.6.4 A horse should never be hit more than three (3) times for anyone (1) incident.

11 HALTER CLASS: GENERAL RULES

- 11.1 No starting time for individual classes will be attached to the show program, only the starting time for the first class of the day. It will be expected of all exhibitors to take note of the order of the classes and be ready on time.
- 11.2 The sequence that horses enter the arena will be according to the catalogue and will be set up by the ring steward and or gate marshal.
- 11.3 Horses to be shown at a walk and trot. Horses must also be viewed in motion from the side by the judge.
- 11.4 Horses shall be judged in priority of:
 1. Conformation
 2. Movement
 3. Presence
 4. Type
- 11.5 The horse should be displayed to the judge with all four feet flat on the ground and at least one front and one rear leg remaining perpendicular to the ground. See sketches for acceptable stances. It is permissible to hand set the horse. Horse's legs may be extended but may not be stretched.



11.6 **Arena pattern:** All participants enter the arena on a trot; hereafter the horses and handlers line up head to tail with the horse in front of it. Judges have the opportunity to judge conformation in a stationary position, where after the triangular pattern is followed clockwise;

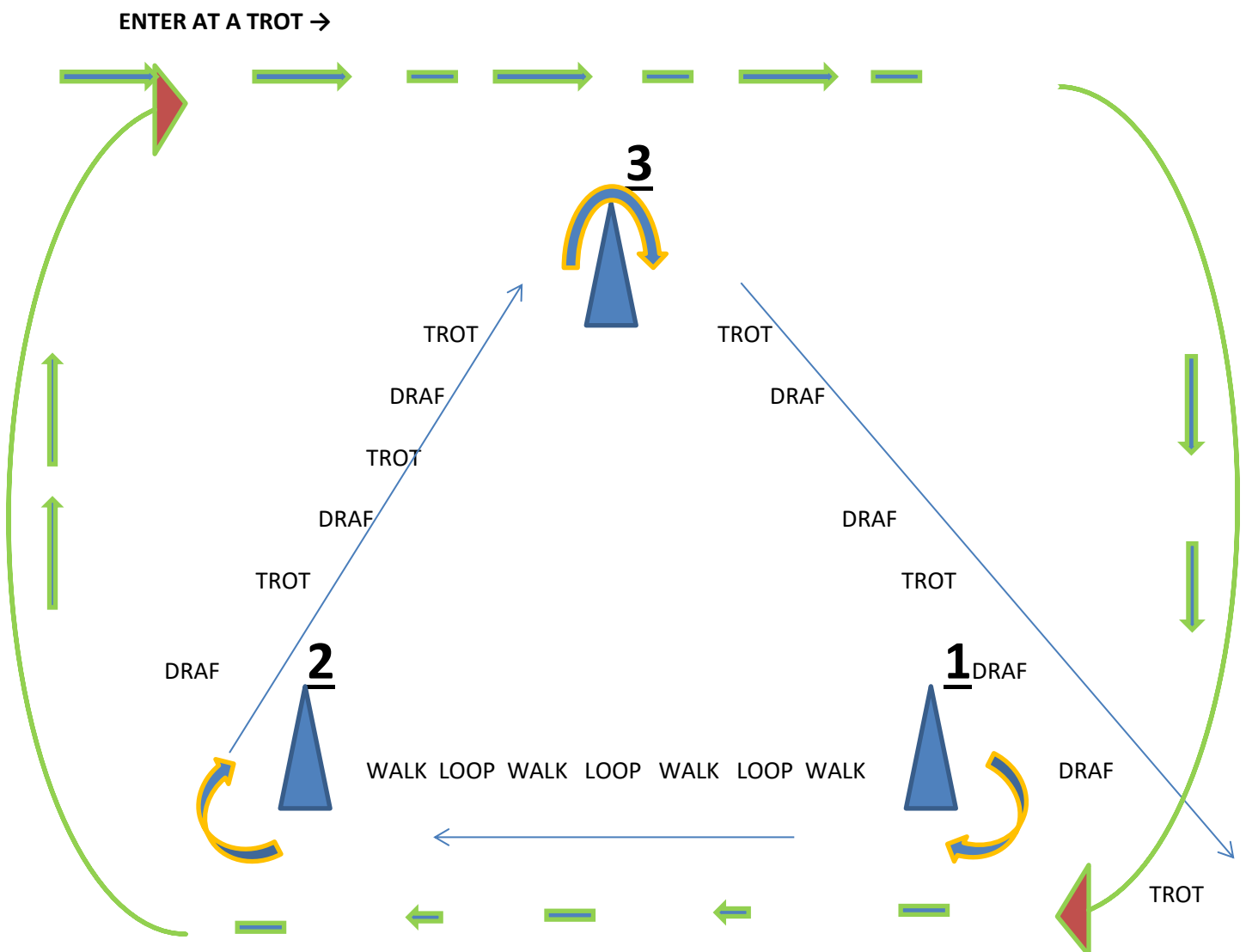
- Move to cone 1, where the judge will be standing.
- Walk from cone 1 to cone 2.
- Trot from cone 2 to cone 3 with the handler on the outside /pavilion side of the horse.
- Trot back from cone 3 to cone 1 and trot past the judge/s allowing the judge/s to see the horse's movement from the back. Return to original standing position.
- Move back to cone 1 and return to original standing position.

Stewards have to inform competitors of this during every show.


The judge/s must be given the opportunity to see the horse's movement during walk and trot in cases where no cones can be used.

ARENA PROCEDURES

ARENA PROSEDURE



LINE UP



OR



Where the Line-up takes place and where the cones are placed will be influenced by the size of the class, the going, where the gate and pavilion are and will be at the discretion of the Judge on the day and will be conveyed to competitors by the Ring steward.

- 11.7 In the case of two animals being judged equal, the higher placement shall be awarded to the smaller animal. In no case, however, shall a smaller horse be placed over a larger horse with better conformation.
- 11.8 Judges should not be prejudiced to the horse of his/her background.
- 11.9 The judge/s may stand any horse/s up in any way he/she wishes. Handlers may dictate the preferred distance between the horses.

12. REGIONAL SHOWS

12.1 THE REGIONS ARE.

- 12.1.1 CAPE
- 12.1.2.1 GAUTENG
- 12.1.2.2 MPUMALANGA / LIMPOPO
- 12.1.2.3 NORTH WEST
- 12.1.2.4 FREE STATE / NORTHERN CAPE

- 12.2 Every Region to use the rules as determined from time to time by the Board of the SAMHBS.
- 12.3 Each region must attempt to hold at least a regional championship annually.

13. YELLOW CARDS GENERAL RULES.

- 13.1 These rules shall be read in conjunction with, and are supplementary to, the relevant SAMHBS SHOW RULES and THE SAMHBS CONSTITUTION.
- 13.2 **Yellow Cards**
In cases of offences involving abuse of horses in any form or incorrect behavior towards event officials, judges etc. and which are of a less serious nature,

and /or

In breaches of the Constitution of the SAMHBS and its show rules.

The President, the show convener, the Judge and the Chief Steward, may deliver to the person responsible a yellow warning card, either by hand or by any other suitable means.

Should the same Person Responsible receive one more yellow warning card at the same or any other International, National or Provincial Event within one year of the delivery of the first yellow card, the Person Responsible shall be automatically suspended for a period of two(2) months immediately following the Event at which the Person responsible is competing. The SA MINIATURE HORSE President shall be responsible to notify the Person Responsible of such suspension.

13.3 **FURTHER SANCTION**

Should the Board of the SAMHBS consider it necessary to convene and decide at their discretion to impose further sanction or to alter, in any way, the penalties or sanction imposed under this rule they are entitled to do so provided that the SAMHBS constitution is complied with.

The penalty imposed in any given case can consist of a combination of fine, suspension and disqualification.

All fines imposed by anybody under the Legal System are due to SAMHBS. They must not be paid to the organizing Committee or any other body. Any Person who has not paid a fine within 30 days of receiving a demand for payment will be automatically suspended until the fine is paid.

14. **RIDING CLASSES – LEAD REIN**

Judges should be creating a launch pad for correct training of both the horse and rider, looking for a horse and rider that are in harmony and enjoying the class they are competing in.

Lead rein classes are the very foundation of the ridden showing world, they are the building blocks of the future and as such great importance should be attributed to the horse in order of manners, way of going, suitability and conformation.

You would look for the following in a lead rein horse :

- a good walk and always with a correct 4-time beat
- they should not be over bent and must have a steady head carriage
- They must have a quality and presence that says “look at me!”
- Leaders should be positioned at the shoulder, neither dragging nor holding the pony back and there should be a reasonable length to the lead rein.
- The correct hand to hold the lead rein in is the outside hand, so the inner hand may be used in an emergency situation to help the young rider.
- The transitions in a lead rein horse should be smooth and the trot not overly extravagant.

- Attention should be paid to make sure the outline of the horse is soft and supple showing no tension or resentment.
- Manners of the horse are very important so as to insure the safety of the rider

THE FOLLOWING TO BE TAKEN INTO ACCOUNT :

- The capability and performance of the competitor
- Horse and competitor should be well suited in size
- The horse **must** be shown in a snaffle bridle with a lead rein attached to the cavesson noseband.
- Turnout of horse, rider and handler
- Riders may compete from the beginning of the calendar year in which they turn two to the end of the calendar year in which they turn eight.

RING PROCEDURE :

- All riders enter the arena and circle in a clockwise direction at a walk.
- Horses will be required to walk individually beside the handler
- Call in, in order of preference and line up from left to right
- Call forward singly to be examined
- Individual show – only walk and trot (at the discretion of the handler)
- Circle at a walk
- Call in and line up, placed in order of merit from left to right for the presentation of the prizes

15. DRIVING CLASSES. RULES, CLASSES, GUIDELINES AND DESCRIPTIONS

15.1 GENERAL DRIVING RULES.

Horses to enter the ring at a trot. Horses must be serviceably sound and all driving horses must be 3 years or older.

15.1.1 Drivers should strive to present an appropriate turnout indicated by the balance and pleasing appearance of the combination of the horse to vehicle. Factors determining the above include compatibility, size, type of horse and vehicle. Imbalance of size of horse to the weight/size of cart. If the combined size/weight of the driver and cart appears to be more than double the weight of the horse such driver will be eliminated from the class.

The way of going of a horse may also affect the overall appearance. The horse's number should be worn on the back of the driver or on the back of the cart. Where there is a lack of balance or imbalance of the size of the horse with regard to the cart and driver, or where tack is ill fitting, or unsafe, the judge may eliminate the competitor.

15.1.2 The only person to control the horse is the driver, under penalty of disqualification. No change of driver is permitted during any class.

15.1.3 Drivers should conform to the type of turnout (i.e. Presentation, formal, obstacle etc.) should always be neat and clean. Suggested Attire. - Gentleman to wear a hat, coat or jacket, shirt and pants and tie. Ladies to wear a dress, tailored suit, skirt or

slacks with blouse, vest or jacket. Hats and gloves to be worn. Aprons are optional. All exhibitors may choose to wear a helmet instead of a hat.

- 15.1.4 Boots or wraps of any description and or ear plugs shall not be used on any horse in the show ring.
- 15.1.5 An appropriate driving whip shall be carried (in hand or in vehicle) at all times while driving. **Failure to do so will result in disqualification.** The overall length of the whip for a single horse should be long enough to reach its shoulder. Excessive length beyond the shoulder is not allowed.
- 15.1.6 No Horse shall be left unattended while put to a vehicle.
- 15.1.7 All rules of the road should be observed unless officials direct otherwise. Drivers must drive on the rail at a safe distance behind horse and cart in front. Passing is permissible but the driver should return to the rail as soon as possible.
- 15.1.8 A judge must excuse from the competition any unsafe vehicle, equipment, or horse for that class. All tack must be safe. Should tack be ill fitting or in such worn condition that it may possible break or be a hazard to the horse or driver, the judge will disqualify such driver. If the horse is not sound to perform the task due to either injury / lame / tired / drugged, etc, such a horse will be asked to leave the arena.
- 15.1.9 Any unsafe or reckless driving. The decision of the judge on such driving is final.
- 15.1.10 During a class, minor adjustments to the harness may be made upon permission from the judge. A groom may assist with the adjustment without penalty. After judging has begun, no attendant may enter the arena without the permission of the judge.
- 15.1.11 Blinkers are recommended but optional in long reining classes and compulsory in driving classes. Over checks or side checks are permitted at the discretion of the exhibitor.
- 15.1.12 Either a two or four wheel cart may be used. The weight of the cart, harness and driver may not be more than double that of the horse. 14.1.13 Should any set up be considered unsafe the judge may, at her sole discretion, request the competitor to leave. There will be no refunds in any event where the judge has asked a competitor to leave or where he has been eliminated.
- 15.1.13 It is permissible to talk to your horse in a subdued tone of voice. Clucks for starting, walk on, trot, whoa and back are the most accepted terms Any tendency on the part of the driver to shout, whistle or talk loudly to the horse should be curtailed. In the arena, the less said the better. The driver should strive to control the horse's movements with minimal vocal aids.
- 15.1.14 In the absence of an adequate warm-up arena, it is mandatory that a warm up period of at least 5 minutes be provided before the first driving class begins.
- 15.1.15 In all classes the order of importance as a guide to the judges is.
 - 1. Obedience.**
 - 2. Accuracy.**
 - 3. Willingness and Manners.**

15.2 PARTICIPANT AGE RULES

There are four age group classes.

Competitors may compete in the different age categories until the end of the calendar year in which they reach the upper limit of their respective age groups

15.2.1 Children's Classes

Children may enter from the beginning of the calendar year in which they turn 4 years old to the end of the calendar year in which they turn 8 years old and may be accompanied by an assistant. The horse must be under the control of the driver or handler at all time. The assistant may provide advice and support and interfere if there is a risk of the driver or handler losing control of the horse. A second lead may be attached to the horse by the assistant. It will always be graded as a Novice or beginners class.

15.2.2 Junior Classes

Children older than 8 may compete in this category up to the end of the calendar year in which they reach fourteen years of age and may be accompanied by an assistant in the driving classes. The horse must be under the control of the driver or handler at all time. The assistant may provide advice and support and interfere if there is a risk of the driver losing control of the horse. It will always be graded as a Novice or beginners class.

15.2.2 Senior Classes

Competitors may compete from the beginning of the calendar year in which they reach fifteen years of age until the end of the calendar year in which they reach eighteen years of age. This class must be completely unassisted.

15.2.3 Adult.

Adult classes are open to all genders unless the gender is specified. Junior competitors become adult competitors at 18 years old.

15.3 OBSTACLE DRIVING CLASS.

- 15.3.1 Class to be judged on performance and way of going with emphasis on manners throughout course. Entries will be evaluated on responsiveness and willingness, plus general attitude.
- 15.3.2 Maximum time 60 seconds per obstacle, judges are encourage to advance on to the next obstacle any horse taking excessive time at an obstacle.
- 15.3.3 There must be a minimum of 5 obstacles, with a maximum of 8 obstacles
Penalties are calculated as follows.
- 15.3.4 Time does not count other than the 60 second time limit per obstacle.
- 15.3.5 Obstacle Driving classes are open to single harness horses only.
- 15.3.6 Only Penalties count.
- 15.3.7 ALLOCATION OF POINTS.

Tests x 8 (each out of 10)	out of 80
Style and Manners	out of 10

Each obstacle is marked individually and scores are tallied up afterwards. Points are totalled out of 90 – the highest score will determine the winner, and so forth.

An additional score out of 10 will be awarded by the judge at the judge's sole discretion, for "Style and manners". In the event of a draw the horse with the highest style and manners score will be placed above the other. If there is still a draw, the horse with the highest score over the obstacle with the highest degree of difficulty will be placed above the other. No ties / draws are allowed.

Any horse taking the wrong course or negotiating another test after completing the course will be eliminated.

- *10 points will only be awarded for a flawless performance where the judge cannot recommend or see an improvement.*
- *8 to 9 points will be awarded for a performance less than perfect but without obvious faults.*
- *6 to 7 points will be awarded for a good performance that has mistakes but is well executed.*
- *4 to 5 points will be awarded when an obstacle is completed but with numerous mistakes.*
- *to 3 points will be awarded when there are numerous mistakes and / or with a degree of loss of control.*
- *1 point to be awarded where horse managed to complete the obstacle after two failed attempts but still without confidence.*
- *0 points to be awarded where the horse failed to complete the obstacle*

Only three attempts per obstacle is permitted. Numerous attempts will result in cumulative penalties.

Failure to negotiate the obstacle will result in a zero score for that obstacle but will not be eliminated.

15.4 PRESENTATION DRIVING – tack and turnout

Presentation Driving – Single Harness. Harness, dress and general impression

Presentation Driving. Multiple Harness.

Ring procedure :

- Horses to enter at a trot and do one complete circle clockwise and then line up for the judge
- Judge then to inspect each pair to ensure that the all tack is fitted correctly and that the driver has all the required tack to meet the driving rules of the SAMHBS.
- Tack and turn out to be conservative.
- Balance of cart to be taken into account.
- Horses to be lined up from left to right in order of preference for the presentation of the prizes.

15.5 OPEN DRIVING

OPEN TO Single Harness.

Multiple Harness.

Drivers should strive to present an appropriate turnout indicated by the balance and pleasing appearance of the combination of the horse to vehicle. The way of going of a horse may also affect the overall appearance.

Ring Procedure:

- Enter the arena at a trot and circle clockwise.
- Walk and trot, changing rein through the trot.
- Call in, in order of preference, and line up according to preference from left to right.
- Individual Show: Horses should show walk, working trot, lengthened trot as a loose walk on a long rein to be shown. A rein back may be required.
- Transitions, movement, and obedience to be taken into consideration.
- Circle at a walk
- Horses to be called in in order of preference and to line up from left to right for the presentation of the prizes.

15.6 SENIOR DRIVING

To be 18 years and younger but older than 14 years. **Single Harness only.** Stallion, Mare or Gelding.

Drivers should strive to present an appropriate turnout indicated by the balance and pleasing appearance of the combination of the horse to vehicle. The way of going of a horse may also affect the overall appearance. The test is completed at the collected trot, extended trot and walk. Transitions, movement and obedience will be assessed. A rein back may be asked

15.7 CHILDREN'S DRIVING

To be 14 years and younger but older than 4 years.

Mare or gelding only. No stallions permitted.

Single harness only. (MUST be accompanied by an adult)

Drivers should strive to present an appropriate turnout indicated by the balance and pleasing appearance of the combination of the horse to vehicle. The way of going of a horse may also affect the overall appearance. The test is completed at the walk and trot only. Transitions, movement and obedience will be assessed. No rein back will be asked

15.8 LADIES DRIVING.

OPEN TO Single Harness. Multiple harness.

Drivers should strive to present an appropriate turnout indicated by the balance and pleasing appearance of the combination of the horse to vehicle. The way of going of a horse may also affect the overall appearance. The test is completed at the working trot, extended

trot and walk. Transitions, movement and obedience will be assessed. A rein back may be asked.

DRESS. Formal. Long Evening Wear.
Preferably held in the evening.

15.9 LONG REINING.

Horse to negotiate a series of obstacles or perform a series of movements, or both, with the handler on foot from behind the horse in long reins.

This class is open to Stallions, Mares and Geldings aged two years or older.

The horse is only permitted to walk or trot. The Horse must be under the control of the handler at all times. A whip may be carried. Voice commands are permitted. Touching of the horse by the handler, except by way of a whip, will be viewed as disobedience and will be penalised.

The order of importance as a guide to the judges is.

1. Obedience.
2. Accuracy.
3. Willingness and Manners.

It is permissible to talk to your horse in a subdued tone of voice. Clucks for starting, walk on, trot, whoa and back are the most accepted terms. In the arena, the less said the better. The driver should strive to control the horse's movements with minimal vocal aids.

15.10 TACK

All tack must be safe, functional, and clean. Boots or wraps of any description and or ear muffers shall not be used on any horse in the show ring. Blinkers may be worn.

15.11 GRIEVANCE PROTEST PROCEDURE

See Section 8 of this document.

16. IN HAND JUMPING RULES.

No miniature jumping event may be held at any SA Miniature Horse Breeder's show unless sanctioned by the SAMHBS. All jumping events must comply with the rules as set out here.

16.1 DRESS CODE

Handlers to be dressed neatly and in appropriate dress code to complement the breed.

- a. No pants ending above the knees to be allowed for handlers of jumping horses

- b. Shirts without a tie to be allowed. Shirt has to be a conventional shirt with a collar. Long sleeved shirts are preferable. Golf shirts will be acceptable.
- c. Comfortable shoes are allowed. Exhibitor's type of footwear is optional.
- d. Hats, gloves and ties are optional
- e. Long hair to be tied back.
- f. Sturdy halter that allows control of the horse is preferable.
- g. Show halters are acceptable as long as handler maintains control of the horse.
- h. No elimination if horse is jumped in a stable halter.

16.2 COURSES

All courses in jumping classes must be inspected by the judge and walked by the designer and participants. A start and finish line must be established at least 5 metres from both the first and last obstacle. Both the start and finish must be indicated by two markers each and must be at least 4 meters wide. The start and finish must be crossed in the correct direction for the course to be completed. Not completing the course or leaving the arena will result in elimination. A bell must be sounded to indicate that the competitor may begin. A competitor must commence his round within at most one minute of the bell sounding. Failure to do so will result in an elimination.

Courses should be attractive, varied, and appropriate to their setting. Jumps may include brush, triple bar, water, and similar jumps. Solid obstacles are not permitted. Brush jump must have a visible bar on top or beyond. There will be a minimum of four (4) obstacles, with horses to jump a minimum of 5 (five) jumps and a maximum of 9 (nine jumps.)

16.3 GENERAL JUMPING RULES

Baiting of horses to encourage an animal to perform any of the jumps is not allowed. Baiting in such class results in an elimination. No other person other than the handler may enter the arena in order to assist a horse to jump.

A horse is to be a minimum age of three years to be permitted to compete in a jumping event. Its age as determined by his registration papers on the day of the class. The judge's or show conveners discretion will be final.

16.4 HORSES.

Should a horse be considered by the judge to be unsound he must be eliminated and referred to a vet. The judges' decision to eliminate a horse during the competition is final.

16.5 JUMPS.

Jumps must be made of suitable lightweight material with uprights, jump cups, and separate horizontal elements. No jump or elements of a jump may include pegs, nails, protruding bolts, etc. All jumps must be a minimum of 1.8 m wide, with a minimum of 7 meters between jumps, with the exception of combinations. (In and Outs) Combinations should be set a minimum of 4 meters apart. Jumps of more than 75 cm or more in height must have a second rail added. All post and rail jumps must have a ground pole. Uprights are to be a maximum of 1.4 meters in height.

No jumps, including jumps in jump-offs are to exceed 1.4 meters in height. A jump may not have a spread of more than 1 meter. Any decorations or jump wings must not protrude more than 60 cm from the uprights. The only exception to this is single jump OR 4, 5, or 6, bar courses.

All Obstacles must be numbered. In the case of a combination the elements must be numbered as the jump number followed by a. b. and c. No obstacle may have more than 3 elements.

Only *National* Championship classes may have triple combinations. (a single obstacle with 3 elements)

ALL jumps must be marked on the right hand side by a red flag on the upright and on the left hand side by a white flag on the upright.

16.6 JUMPERS.

Jumpers are scored mathematically, based on faults incurred between the starting line and the finishing line. Minimum height for jumps must be 45 cm inches and maximum of 90 cm for first jumping round. This excludes Novice classes which will be at the discretion of the judge or conveyer.

Exhibitors may go over jumps with horse.

Whips are permitted in show ring but may only be carried and not used. Exhibitor's type of footwear is optional.

Front leg wraps and/or boots are optional. Circling in the arena prior to crossing the start line and once upon leaving the ring is permissible.

16.7 JUMP OFFS.

Jump-offs are to occur for first place between the horses that tied for first place only. The course may be shortened at the discretion of the judge or course builder. The number and location of the jumps are to remain the same as well as the path of the course to be taken by the horse (pattern). No jumps are to be lowered. Individual jumps will be increased not less than 3 cm and not more than 15 cm in height at one time for each jump-off. After the maximum height has been reached with all jumps in a jump-off, any required final tie breaking will be accomplished by continuing to rerun the last course setup until ties are broken and the class is placed. The horse with the fewest faults will be declared the winner.

A competitor who does not take part in the jump-off must always be placed behind a competitor who has been eliminated in that jump-off. Tied horses under one ownership may designate the order of placement. All ties will absorb the placing behind in order. Example: A three way tie for third will absorb 3rd, 4th, and 5th, the next placing will be 6th. Points or

prizes will be equal for all three—ribbons if available, will be the same, or if not available, they may draw for them.

16.8 SCORING.

In scoring jumpers, a combination, (in and out) is to be considered as two (2) jumps but one obstacle. Jumpers are to be scored in a mathematical basis and penalty faults include knockdowns, refusals, and eliminations as follows:

16.8.1. Knockdowns: 4 faults

Knockdowns - an obstacle is considered knocked down when in jumping an obstacle, a horse or handler, by contact, lowers the established height or width of the fence in any way.

16.8.2. Refusals: 4 faults.

Each refusal is four (4) faults. A refusal is defined as stopping at an obstacle whether or not it is knocked down. It is penalized as a refusal. Stopping at an obstacle without knocking it down and without backing (even a single step), followed by jumping from a standstill is not penalized. However, if the halt continues or if the horse backs even a single step, takes a step sideways, or circles to retake the fence, a refusal is incurred. A run-out or refusal means that the horse must re-jump that obstacle at which the refusal occurred or be eliminated.

16.8.3 Circling after crossing starting line: 4 faults.

Circling: any form of circle or circles whereby the horse crosses its Courses should be attractive, varied, and appropriate to their setting. Jumps may include brush, triple bar, water, and similar jumps. Solid obstacles are not permitted. Brush jump must have a visible bar on top or beyond. There will be a minimum of four (4) obstacles, with horses to jump a minimum of 5 (five) jumps and a maximum of 9 (nine jumps.) original track between two (2) consecutive obstacles or stops advancing toward or turns away from the next fence except to retake an obstacle after a disobedience.

16.8.4 Crossing your own path (as in circling between fences): 4 faults.

Crossing your own path is classed and penalised as a refusal. A horse that has been penalized for circling cannot then be penalized again for crossing its own path at the same obstacle.

16.8.5 Off Course. Elimination.

Any horse that does not take the jumps in the numerical order that they are set out, or that fails to take a jump is considered off course.

16.9 ELIMINATION.

Causes for elimination:

- a. 3 refusals
- b. Off course
- c. Fall of horse. A fall is when all four the horses feet are off the ground and any part of its body is touching the ground. Stumbling is excluded.
- d. Failure to pass through the start and/or finish cones and/or knocking such cones over.
- e. Loss of control: dropping lead without immediate recovery. horse running away, or horse exiting the arena on its own.
- f. Baiting a horse or outside interference from a 3rd party who is inside the ring.

16.10 HEIGHT RECORDS.

All height records must be achieved at SAMHBS shows or sanctioned events. An official judge must preside and a show official or steward in the presence of the judge, show convener or coarse builder must measure the jump and confirm the height to the SAMHBS President for recordal in the SAMHBS records.

It should be attempted to use a jump similar in configuration to that used at previous record attempts.

16.11 DECISIONS AND OBJECTIONS.

The judges' decision is final.

Decisions and objections must be reported to the judge and if the matter is taken further it must be done in writing to the show convener or the President of the society.

Rules governing an objection are the same as in section 8 of this document..

17. RULES FOR UTILITY CLASSES.

17.1 GENERAL UTILITY RULES.

The purpose of the Rules are to ensure at all times the safety of the horse and its handler. It is intended that these rules provide uniform standards and regulated competitions where the standards are of a similar degree of difficulty affording competitors equal challenges within the grading of the class.

17.2 RULES FOR OBSTACLES.

17.2.1 All obstacles must be safe. No sharp edges are permitted. No gaps or surface holes are permitted. This is a simple utility test that should be of a practical nature and may contain a small jump. The course should be designed to demonstrate that the horse is obedient, well-schooled and able to jump, stand still and show a steady temperament.

- 17.2.2 All obstacles must be numbered, the number being positioned on the right hand of the obstacle. Obstacles may be used in both directions but then it must count as two challenges and separate obstacles.
- 17.2.3 If a judge considers an obstacle unsafe it may be excluded from the test provided it is excluded for all horses.
- 17.2.4 A course builder will build a course and then present it to the judge for approval. Once the judge has approved the course it will be declared open.
- 17.2.5 No person other than the judge, course designer is permitted to alter the course. Any alterations should first be discussed with the appropriate officials.
- 17.2.6 Should a horse categorically refuse to enter, negotiate or complete any test, it will score a zero mark for that test.
- 17.2.7 Any horse taking the wrong course or negotiate another test after completing the course will be eliminated.
- 17.2.8 In case of a tie, the Style and Manners mark should be used to determine the winner, thereafter the obstacle with the highest degree of difficulty, etc,
- 17.2.9 No protective boots or bandages may be worn by the horse.
- 17.2.10 Use of Dressage Whips are allowed in Obstacle Classes.
- a) The whip is only there to be used as an extension of your arm, to aid in giving the correct signal to the horse.
 - b) Anyone identified as misusing the whip will be disqualified and **may** be fined by the Show Committee. **Disqualification is not an option, fining is an option.**

17.3 RULES FOR HORSES ENTERING CLASSES.

All horses entering a class must be a minimum of 6 months old. A horse must be sound and under the control of the handler. They must wear a safe, well fitted halter and a detachable lead. Ear muffs and blinkers are not permitted. A horse may be disqualified by the judge and requested to discontinue its test if it is considered lame, over challenged, or a danger or risk is perceived.

17.4 PARTICIPANT AGE RULES

There are four age group classes.

Competitors may compete in the different age categories until the end of the calendar year in which they reach the upper limit of their respective age groups

17.4.1. Child Obstacle Class

Children may compete in this category up to the end of the calendar year in which they reach four until the end of the calendar year in which they turn eight years old. They may be accompanied by an assistant. The horse must be under the control of the handler at all time.

The assistant may provide advice and support and interfere if there is a risk of the handler losing control of the horse. It will always be graded as a Novice class. Jumps of below 25 cm with no uprights are permitted but optional in this class.

17.4.2. Junior Obstacle Class

Competitors may compete from the beginning of the calendar year in which they reach nine years of age until the end of the calendar year in which they reach fourteen years of age. This class must be completed by the handler unassisted.

17.4.3. Senior Obstacle Class

Competitors may compete from the beginning of the calendar year in which they reach fifteen years old until the end of the calendar year in which they turn eighteen years old.

17.4.4. Adult.

This class will be known as the Adult Obstacle class. Junior competitors become adult competitors at 18 years old.

17.5 DRESS RULES.

Long pants and closed shoes are compulsory. Long sleeves, a hard hat and gloves are recommended.

17.6 JUDGING RULES.

The decision of the judge is final. No class will be judged as a speed class and speed will not be an element of any element or obstacle. Each obstacle will be judged out of a total of ten marks. 10 will be the highest mark and 0 the lowest mark. The ideal will be a minimum of 8 obstacles, each test to be scored out of 10. If less than 8 obstacles is to be used at any given show, the score will be adjusted to be out of the number of obstacles available.

The order of importance as a guide to the judges is.

1. Obedience.
2. Accuracy.
3. Willingness and manners.

17.7 GRADING RULES.

Points for Grading will be awarded on the following basis.

First.	5 points
Second.	4 points.
Third.	3 points
Fourth.	2 points
Fifth.	1 point

Points may only be gained at SAMHBS sanctioned events.

Once a horse has obtained 20 points in the Novice Category, this horse is an Intermediate Competitor and can no longer compete in the Novice Category.

17.7.1 DEGREES OF DIFFICULTY

There will be 4 degrees of difficulty.

The various classes may be run simultaneously at the discretion of both the course builder and judge provided that there is a varying degree of difficulty for the different grades.

17.8.1 A. Novice.

Novice classes are for horses that have not accumulated more than 20 points. On accumulating a minimum of 20 points a horse **must** move to the Intermediate level. A small jump or jumps are permitted but optional in this class.

17.8.2 B. Intermediate.

Intermediate classes are for horses that have accumulated more than 20 (twenty) but not more than 35 (thirty five) points. Once a horse has a total of 35 points it **will** move to the Extreme Level. A jump must be included at this level.

17.8.3 C. Extreme.

Extreme classes are for horses with more than 35 points and who are a minimum of 3 years old. No jump may exceed 90 cm. And no more than two jumping obstacles may form part of an extreme course. A combination of jumps are allowed.

17.8.4 D. At Liberty.

Liberty classes may only be entered by horses that have achieved intermediate and extreme levels. The minimum requirement for Liberty classes is that the horse must be able to be caught without ANY resistance and without delay. A horse not under the control of the handler will be eliminated on the first offense. Liberty classes can be offered on any degree of difficulty. Treats and clickers are permitted in this class.

17.9 ALLOCATION OF POINTS.

Tests x 8 (each out of 10)	out of 80
Style and Manners	out of 10

Each obstacle is marked individually and scores are tallied up afterwards. Points are totalled out of 90 – the highest score will determine the winner, and so forth.

An additional score out of 10 will be awarded by the judge at the judge's sole discretion, for "Style and manners". In the event of a draw the horse with the highest style and manners score will be placed above the other. If there is still a draw, the horse with the highest score over the obstacle with the highest degree of difficulty will be placed above the other. No ties / draws are allowed.

Any horse taking the wrong course or negotiating another test after completing the course will be eliminated.

- *10 points will only be awarded for a flawless performance where the judge cannot recommend or see an improvement.*

- *8 to 9 points will be awarded for a performance less than perfect but without obvious faults.*
- *6 to 7 points will be awarded for a good performance that has mistakes but is well executed.*
- *4 to 5 points will be awarded when an obstacle is completed but with a variety of mistakes.*
- *to 3 points will be awarded when there are numerous mistakes and / or with a degree of loss of control.*
- *1 point to be awarded where horse managed to complete the obstacle after two failed attempts but still without confidence.*
- *0 points to be awarded where the horse failed to complete the obstacle*

After all obstacles have been attempted the score achieved for each obstacle will be added to the style and manners score and the horse with the highest score will be the winner.

The competition must be scored on the Official Score Sheet. This must be displayed at the completion of the competition.

No ties / draws are allowed.

In the event of a draw the horse with the highest style and manners score will be placed above the other. If there is still a draw, the horse with the highest score over the obstacle with the highest degree of difficulty will be placed above the other. If there is still a draw, the horse with the highest score over the obstacle with the second highest degree of difficulty will be placed above the other, thereafter the 3rd highest degree of difficulty and so on. As determined by the discretion of the judge.

17.10 REFUSALS / DISOBEDIENCES.

A first refusal will result in the obstacle being judged out of 5 points instead of 10.

A second refusal will result in the obstacle being judged out of 3 points.

A third refusal will result in the obstacle being attempted scoring zero points and the participant moving on to the next obstacle.

17.11 TIME

No Obstacle may contain a time element. No course will contain a time element.

17.12 DISPUTES.

Dispute resolution is as described in the General rules. Disputes See Section 8 of this document.

18. SHOW YOUR HORSE - Free Style Showing to Music

18.1 RULES

1. The show and music to be of the competitor's choice. Competitors may design their own show to include any suitable movements / paces they wish, so as to show off their horse to the best of their ability. The test may include a maximum of two props as to show off their horse's trainability.

2. The test must begin and end with a halt and a salute to the Judges.
3. The size of the arena to be stated in the schedule (40m x 20m on average)
4. To be done on a lead rein or at liberty or a mixture of both
5. Time allowed – 2 minutes.
6. The emphasis for Judges and Competitors should be of a well-schooled, forward going horse, that emphasizes the trainability of the breed.
7. Dress code and turnout – stylish
8. Tack allowed – showing halter with accessories
9. Protective boots / bandages are allowed. Ear mufflers are allowed.
10. If your horse is shown at liberty, you have 1 min to catch and regain control of your horse at any stage.
11. If your horse leaves the arena at any stage during the performance it will lead to immediate disqualification
12. Music to be provided by performer.

Marks to be awarded as Follows –

- | | |
|---|-------------|
| 1. Content of Show. Accuracy of Movements. Overall impression including production. Presence and self-carriage. | 60
marks |
| 2. Musical Interpretation. Music should reflect the horse's paces. | 30
marks |
| 3. Manners to be taken into account | 10 marks. |
| <u>TOTAL - 100 marks</u> | |

18.2 Score Sheet

SCORE SHEET SHOW YOUR HORSE :-

Nr	Name	Performance out of 60	Musical Interpretation out of 30	Manners out of 10	Total	Place

--	--	--	--	--	--	--

19. GUIDELINES ON ELIMINATIONS :

19.1 DRUGS, ARTIFICIAL AIDS AND IRRITANTS

No false or artificial tails or manes or other apparatus may be used and will result in disqualification of the horse.

19.2 SHOW DISQUALIFICATIONS

- Any horses that leave the arena after the gate is closed will be disqualified. Exception may be when this happens through no fault of the handler, then the judge may give permission for the horse to re-enter the arena for further judging. Only by the discretion of the judge
- The conduct by an exhibitor, handler or owner or any immediate family member of an unsportsmanlike nature, will lead to disqualification from the show. Offenders should be reported immediately to the show management by the judge, steward or show member.
- If, in the opinion of the judge, a horse behaves in an unruly or dangerous manner or displays continued disobedience, he/she is entitled to eliminate the horse from the competition.
- A horse leaving the arena, without the permission of the judge/s will be eliminated.
- Horses, deemed to be unfit for competition by the Show Management or /and judge/s will be eliminated.
- Misuse of the Whip / Showing Cane :
 - Excessive use of the hands or leading rein in addition to/ or instead of the whip is prohibited
 - The whip, hands or lead rein cannot be used to vent a handler’s temper. Such use is always excessive.
 - The use of a whip, hands or reins on a horse’s head is not allowed at all.
 - A horse should never be hit more than three (3) times for any one (1) incident.

19.3 DRIVING CLASSES

- An appropriate driving whip shall be carried (in hand or in vehicle) at all times while driving. **Failure to do so will result in disqualification.** The overall length of the whip for a single horse should be long enough to reach its shoulder. Excessive length beyond the shoulder is not allowed.
- All tack must be safe. Should tack be ill fitting or in such worn condition that it may possible break or be a hazard to the horse or driver, the judge will disqualify such driver.
- Any unsafe or reckless driving. The decision of the judge on such driving is final.
- Imbalance of size of horse to the weight/size of cart. If the combined size/weight of the driver and cart appears to be more than double the weight of the horse such driver will be eliminated from the class.

- If the horse is not sound to perform the task due to either injury / lame / tired / drugged, etc, such a horse will be asked to leave the arena.

19.4 HORSES

- Should a horse be considered by the judge to be unsound he must be eliminated and referred to a vet. The judges' decision to eliminate a horse during the competition is final.

19.5 JUMPING

- Causes for elimination:
 - 3 refusals
 - Off course
 - Fall of horse. A fall is when all four the horses feet are off the ground and any part of its body is touching the ground. Stumbling is excluded.
 - Failure to pass through the start and/or finish cones and/or knocking such cones over.
 - Loss of control: dropping lead without immediate recovery. horse running away, or horse exiting the arena on its own.
 - Baiting a horse or outside interference from a 3rd party who is inside the ring.

19.6 UTILITY

- Any horse taking the wrong course or negotiate another test after completing the course will be eliminated.
- Anyone identified as misusing the whip will be disqualified and **may** be fined by the Show Committee. **Disqualification is not an option, fining is an option.**